

Pre-Release Medicaid Enrollment in Missouri Jails

Presented by:

Mary Quandt
Missouri Appleseed

Casi Jones
Program Specialist, MO HealthNet Program
& Policy Unit, Family Support Division

Medicaid & Incarceration Convening | September 18, 2025

1

INTRODUCTION

Roadmap

1. Introduction: Why Medicaid?
2. Eligibility
3. The Medicaid Application
4. Considerations for Jails
 1. Suspension
 2. Inpatient Treatment
 3. After Release
5. Q & A



2

INTRODUCTION

PROBLEM

People in Missouri jails and prisons are disproportionately likely to be low income, uninsured, physically or mentally ill, and eligible for (but unenrolled in) Medicaid.

SOLUTION

Assist incarcerated individuals to apply and enroll in Medicaid before they are released so when they leave jail, they can get the healthcare they need.

3

INTRODUCTION
Data-Backed Impact Across the U.S.

- DC, Minnesota, Massachusetts, Florida → 16% reduction in recidivism rates from 2010 to 2016 (among multi-time reoffenders with violent offenses)
- Louisiana → Pre-release Medicaid enrollment led to services 1 month quicker; post-release enrollees faced delays, including primary care visits.
- New Mexico → Enrolling inmates in Medicaid reduced recidivism from 57% to 16% and lowered emergency department use by 64%.

North Carolina Department of Corrections has realized annual savings in excess of \$10 million from enrolling incarcerated individuals in Medicaid.

4

INTRODUCTION
Current Initiative

Medicaid in Jails Initiative:

- Free training to help jails begin completing Medicaid applications pre-release
- Project funded by the Missouri Foundation for Health

Jails receive free:

- Onboarding toolkit/manual
- On-site training
- Tablets
- Training videos
- Medicaid application materials list
- Educational materials for use in jails
- Tailored volunteer solutions



Future impact


- Reduce health care costs
- Improve public safety
- Enhance community wellbeing



5

ELIGIBILITY
Who Can Apply?

- Any incarcerated Missouri resident!
 - Single or married
 - Non-parents or parents
 - Able-bodied or disabled
 - Youth and adults
- Note: Jail staff are allowed to help people complete and submit applications.



6

ELIGIBILITY

Who **Should Not** Apply?

- Any incarcerated individual with an imminent transfer order to DOC
 - DOC has its own process for helping people enroll in Medicaid before release.
- Anyone who already has Medicaid coverage.
- Anyone who chooses not to apply.

7

THE MEDICAID APPLICATION

Basic Steps to Apply for Medicaid

1. Confirm Medicaid status. (Time = < 1 min)
2. Complete PDF application. (Time = 5-10 min)
3. Submit PDF application to the IP email address. (Time = < 1 min)
4. Complete disability form (1-ABDS) if relevant. (Time = 5-10 min)

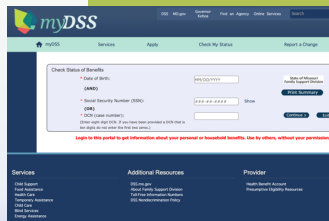
Total time for non-disabled application: <12 min
 Total time for disabled application: <20 min

8

THE MEDICAID APPLICATION

Step 1: Confirm Medicaid Status

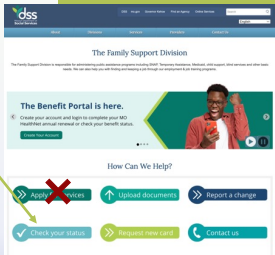
- Only submit applications for people who do not already have coverage.
- Check their status online at: <https://apps.dss.mo.gov/BenefitReview/BenefitSummary.aspx>
- If a list of programs shows up, determine whether the listed programs refer to Medicaid or to other state programs (like SNAP or TANF).



9

THE MEDICAID APPLICATION

- You can also check someone's Medicaid status from the MyDSS.mo.gov homepage.
- BUT:** do not use the "Apply for Services" button for incarcerated applicants!




10

THE MEDICAID APPLICATION

Step 2: Complete PDF Application

- Complete on computer, tablet, or on paper.
- Please refer to your packet for sample application.
- <https://dssmanuals.mo.gov/wp-content/uploads/2020/09/IM-1SSL-Fillable-Secured-6-24-21.pdf>



11

THE MEDICAID APPLICATION

Step 3: Submit PDF Application

Email the PDF application directly to FSD:

- Upload portal: <https://mydssupload.mo.gov/UploadPortal>
 - You must submit each application separately (you cannot send more than application at a time).

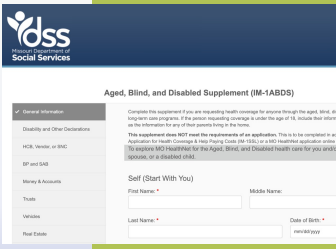
-OR-

- Fax: 573-526-9400

12

THE MEDICAID APPLICATION
Step 4: Complete Disability Form


- AKA Form IM-1ABDS
- Only submit for individuals with a diagnosed disability.
- Complete the online form found at:
<https://formsportal.mo.gov/content/forms/af/moa/my-dss/family-support-division/mo-healthnet-for-the-aged-blind-and-disabled/IM-1ABDSV3/html>



13

CONSIDERATIONS FOR JAILS

SUSPENSION **INPATIENT** **AFTER RELEASE**



14

CONSIDERATIONS FOR JAILS
Suspension

If someone has active Medicaid even though they are incarcerated...

- Their coverage is suspended, but they remain a member of their current household.
- Eligibility must be maintained.
- Jails should complete the Suspending MO HealthNet Participants (IM-150) form with the participant and submit it to FSD.

15

CONSIDERATIONS FOR JAILS

Inpatient Care

Exception to Medicaid Inmate Exclusion Policy

- Medicaid will cover 24+ hour stays in the hospital or other institution.
- Jail do not have to submit any paperwork – hospitals do.
- Note: if the jail receives a bill for services from the hospital in error, it is worth sending it back and informing the hospital that Medicaid should cover anything lasting 24 hours or more.

16

CONSIDERATIONS FOR JAILS

After Release

Process to ensure Medicaid is reactivated:

- FSD and MHD must be notified that the participant has been released.
 - Complete the Restoring a Suspended Participant Change Report form (IM-152) with the participant.
 - Provide proof of their release date.
- We also recommend providing individuals with a "Letter of Incarceration" stating the dates of entry and release in your facility
 - Can be useful if the individual attempts to access healthcare and is still coded as "suspended" in the Medicaid system.

17

CONSIDERATIONS FOR JAILS

Submitting forms

- Email **forms** (not applications) directly to IP address:
 - MHNJailsandDOCReport@ip.sp.mo.gov
- When submitting to the IP address:
 - Do not encrypt the email.
 - Include all the information in a PDF attachment.
 - Remember, nothing that is contained in the email subject or body will be captured.

18

Thank you!

Mary Quandt
mquandt@appleseednetwork.org

Casi Jones
Cassandra.Jones@dss.mo.gov
